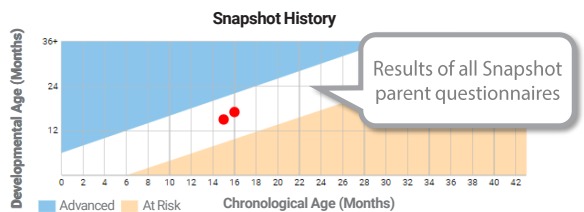
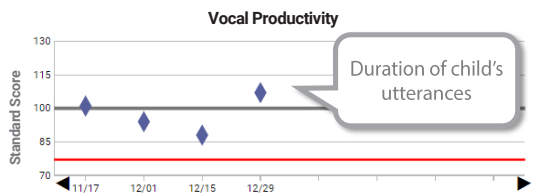
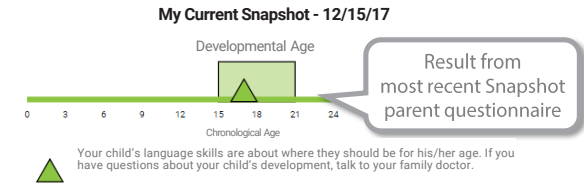
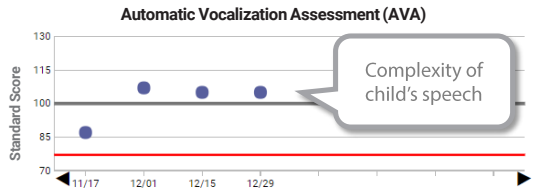
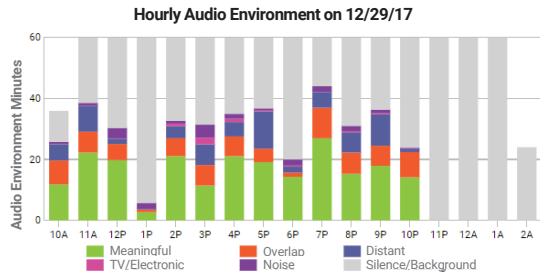
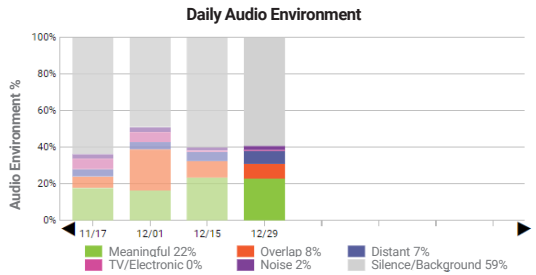


\*Each turn represents one initiation + one response. Turns can be initiated by child or adult.

\*\*PCTL = "Percentile." Percentiles show how counts compare to LENA normative data.



**\*Audio Environment Category Descriptions**

- **Meaningful:** Adult and child voices near and clear to the child
- **Overlap:** Speech sounds and noises occurring at the same time
- **Distant:** Adult and child voices not near or clear to the child
- **TV/Electronic:** Sounds coming from a TV, speaker, or other electronic source
- **Noise:** Bumps, jiggles, rattles, etc.
- **Silence/Background:** Silence plus very quiet background sounds



# The LENA Report

## Percentiles

**High**  
(75-99)



**99th - higher than 99 of 100 families**

**High Average**  
(50-74)



**75th - higher than 75 of 100 families**

**Low Average**  
(25-49)



**50th - higher than 50 of 100 families**

**Low**  
(1-24)



**25th - higher than 25 of 100 families**

## Understanding "percentile" (PCTL)

Low	Low Average	High Average	High
1-24	25-49	50-74	75-99

## Top 5 Recording Mistakes

1. Starting too late in the day
2. Turning the recorder off
3. Putting the recorder in the pocket backward/upside down
4. Taking the vest off and leaving it off
5. Recording on a very noisy day